NAME:
LOCATION:

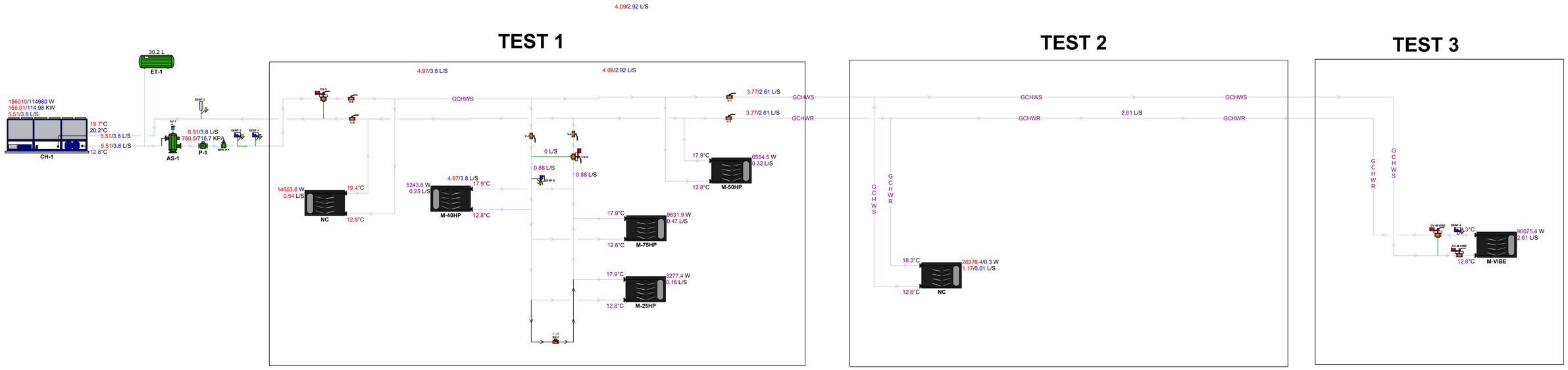

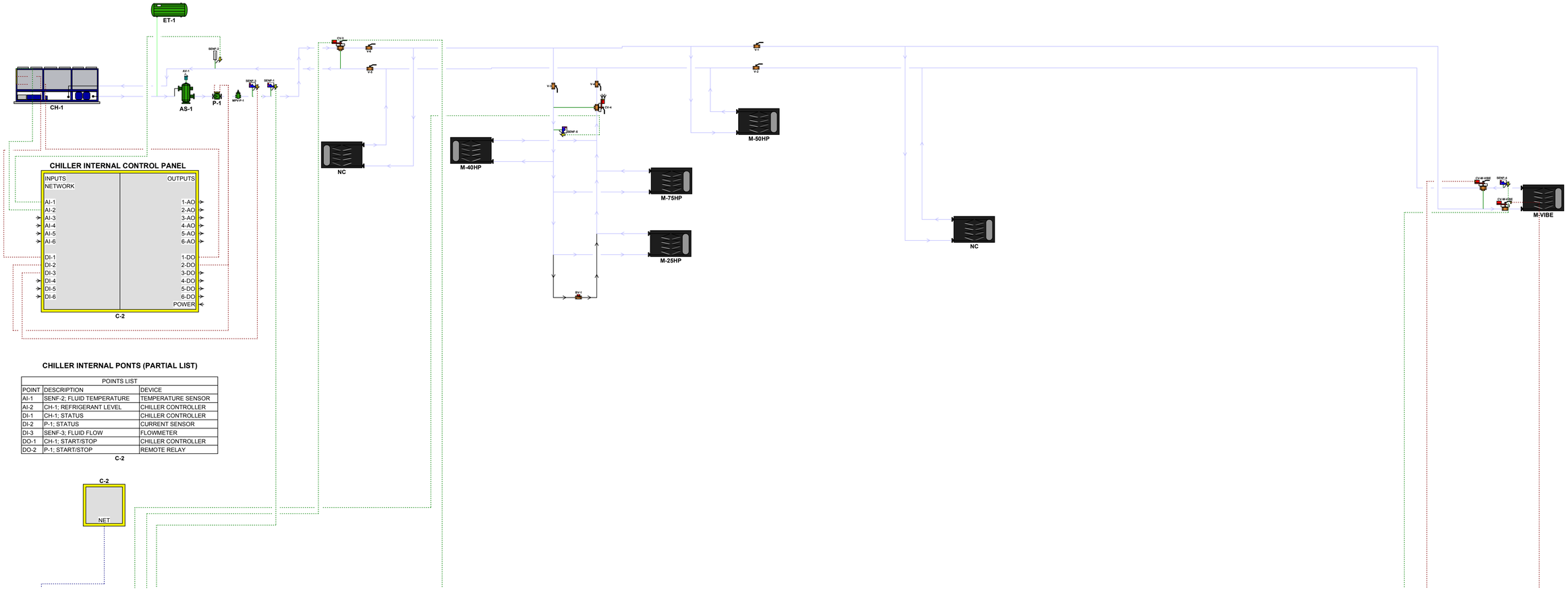

CHILLER INTERNAL PONTS (PARTIAL LIST)

POINTS LIST		
POINT	DESCRIPTION	DEVICE
AI-1	SENF-2; FLUID TEMPERATURE	TEMPERATURE SENSOR
AI-2	CH-1; REFRIGERANT LEVEL	CHILLER CONTROLLER
DI-1	CH-1; STATUS	CHILLER CONTROLLER
DI-2	P-1; STATUS	CURRENT SENSOR
DI-3	SENF-3; FLUID FLOW	FLOWMETER
DO-1	CH-1; START/STOP	CHILLER CONTROLLER
DO-2	P-1; START/STOP	REMOTE RELAY

C-2



POINTS LIST		
POINT	DESCRIPTION	DEVICE
AI-4	SENF-1; FLUID FLOW	FLOWMETER
AI-5	CV-3; CONTROL VALVE	VALVE OPERATOR
AI-6	SENF-4; FLUID FLOW	FLOWMETER
AI-8	SENF-5; FLUID FLOW	FLOWMETER
DI-8	CV-M-VIBE; OTHER	OTHER
AO-4	CV-3; CONTROL VALVE	VALVE OPERATOR
DO-7	CV-M-VIBE; CONTROL VALVE	VALVE OPERATOR

C-1